

1984 Ford Bronco II

Sales Brochure

BroncoIICorral.com

1984 FORD BRONCO II



The Best-Built American Trucks Are Built Ford Tough



Table of Contents

Power & Efficiency	4
Ride & Handling	5
The Ford Bronco II Environment	6
Quality & Construction	7
Ford Eddie Bauer Bronco II	8
Ford Bronco II XLT	9
Ford Bronco II	10
Ford Bronco II XLS	11
Snow Plow & Trailer Towing Packages	12
Features, Dimensions & Trim Content	13
Options	14
Specifications & Safety Features	15





FORD BRONCO II XLS

XLS exterior highlights include special color schemes. "XLS" tape striping in three colors on the lower bodysides and rocker panel molding spats. The grille and grille surround are completely blacked out as are the bumpers and bumper end caps. Deluxe wheel trim is standard.

XLS door trim panels are fully trimmed in cloth with color-keyed molding, carpet insert and map pocket. Bright highlights, too. Deluxe steering wheel, instrument panel, and the flocking in the instrument panel storage bin are all color-keyed. And right up front sits a complete array of gauges for alternator charging, oil pressure and temperature, with the convenience of a resettable trip odometer. XLS is Bronco II's sporting proposition.

Above: Bronco II XLS shown with optional RWL tires.



THE NEW EDDIE BAUER BRONCO II

Two names known for toughness get together in the special Eddie Bauer Bronco II, a fine way to enjoy the great outdoors. Rugged Bronco II is field-tested, built Ford tough with husky frame and Twin-Iraction Beam suspension. Eddie Bauer survival gear has been field-tested too — right to the top of Mount Everest! The Eddie Bauer Bronco II is identified by its special Tu-Tone paint treatment (4 combinations) and "Eddie Bauer" emblem, and includes XLT-level trim inside and out.

Performance equipment includes cast aluminum wheels and steel belted radial, all-terrain tires with raised white letters. The gauge package, with ammeter, oil pressure and temperature gauges and trip odometer, is also included.

Inside, dual Captain's Chairs in "Eddie Bauer" tan are trimmed with special cloth and vinyl seat trim. Entertainment is provided by the standard AM/FM stereo radio. A tilt steering wheel and floor console are added, along with other conveniences: dual electric horns, interval windshield wipers, passenger visor, vanity mirror, driver's sun visor band, ashtray and glove box lights, and a headlamps-on warning buzzer.

An Eddie Bauer field bag and map folder are also part of the standard equipment list.

Below: Eddie Bauer Bronco II shown with optional low-mount western mirrors and swingaway spare tire carrier.



8



FORD BRONCO II XLT

The top-of-the-line XLT adds special touches to Bronco II with chrome grille and bodyside accent stripe. XLT also comes equipped with pivoting front vent windows, tinted glass and deluxe wheel trim.

XLT interior comfort begins with standard cloth and vinyl seat trim and full cloth door trim panels with a map pocket, carpet insert and bright highlights. The instrument panel and deluxe steering wheel are color-keyed and a woodtone applique highlights the instrument cluster. Color-keyed deluxe seat belts with tension eliminators are also standard. For convenience, driver and passenger door courtesy light switches are included as is a liftgate.

Right: Optional ski rack.

POWER & EFFICIENCY

The muscular 2.8 liter V-6 engine
Whether you shift the standard 4-speed manual, or choose the 5-speed manual or SelectShift automatic transmission options, you'll be commanding the power of the standard 2.8L V-6 engine. It's a powerplant with the muscle that's needed for off-road applications, muscle that the Chevy S-10 Blazer can't match. There's extra pull for mud, snow and hilly terrain. And Bronco II's standard 23-gallon fuel tank means a long drive between gas stops.

EEC-IV: The world's most advanced electronic engine control

The 2.8 liter V-6 is run by EEC-IV, the latest in Ford state-of-the-art engine electronics. A computer, EEC-IV has the ability to process thousands of commands per second! With this capacity, EEC-IV provides instantaneous, precise control over engine operation throughout the full range of driver commands and engine load conditions.

EEC-IV features include:

- **SELF-TEST** — to aid in system diagnosis
- **SPARK CONTROL** — for precise ignition timing throughout the range of engine operation
- **BATTERY CHARGE CONTROL** — to allow a smaller, space- and weight-saving alternator
- **PROGRAMMED CHOKE CONTROL** — for accurate choke shutoff
- **KNOCK SENSOR** — instantaneously programs the spark timing to assure optimum fuel economy* without engine knock
- **"KEEP ALIVE" MEMORY** — to adjust engine functions based on component wear



Bronco II's EEC-IV Electronic Engine Control System

Standard 2.8 Liter V-6 Engine



Modern 2V carburetion

Bronco's V-6 engine uses two venturis with small bores (barrels) for good idle control and idle quality in addition to a gas saving over larger-bore carburetors. There's also a feedback feature that aids in fuel metering and a temperature-compensated accelerator pump for consistent engine operation.

Other engine features include the use of a standard oil filter common to all Ford engines and a large-capacity oil fill for good lubrication. All fluid check and fill locations are color coded for easy identification.


Efficient transfer case

The 2-speed, part-time transfer case is chain-driven in the 4-wheel-drive mode with special gears for easy shifting. Lubrication is provided by a constant-displacement hydraulic pump. This permits Bronco II to be towed for unlimited distances at speeds up to 55 mph without disconnecting the driveshafts or lifting the front wheels off the ground. Not all 4-wheel-drive vehicles have this capability.



Choice of manual or automatic-locking front hubs

For serious 4x4 enthusiasts, the standard free-running front hubs are the manual locking type. In 2-wheel drive with the hubs unlocked, the front axles and driveshaft remain motionless, reducing friction and wear. Front hubs also have a special flange mount design, which allows for easy wheel end service. Popular, optional automatic locking hubs allow you to switch to the extra traction of 4-wheel drive without leaving the driver's seat.



Power Hop Hill tests the ability of Bronco II's drive train components to withstand severe shock loading at Ford's Arizona Proving Ground.

Serviceability and low scheduled maintenance

These were important considerations in the design of all Bronco II functional components. For example, spark plugs and air cleaner call for replacements at 30,000 mile intervals. Driveshaft slip yokes are sealed by special rubber boots, requiring no maintenance for 30,000 miles. Your Ford Dealer will be happy to provide complete maintenance information which shows how many ways Bronco II economy extends beyond the gas pump.

The Sand Wash challenges Bronco II's traction and high pulling power.



*Gas mileage

1984 EPA mileage estimates were not available at the time this catalog was approved for printing. However, Bronco II is expected to post good mileage ratings as it did last year. As soon as EPA figures are released, your Ford Dealer will be among the first to receive this information and will be happy to pass it along to you.


RIDE & HANDLING

Computer-aided suspension design

Well before the first Bronco II prototype was built, Ford engineers were putting the vehicle through maneuvers to analyze performance characteristics which affect ride and handling. These important tests were not conducted on any track, but rather on a computer screen, using Total Vehicle Simulation to analyze ride quality and handling response.

The benefits of computer simulation are great. This state-of-the-art technology allows the engineers, in a real sense, to "quantify" quality. With the ability to analyze a wide variety of design configurations, they can determine the best vehicle performance based on concrete data. Virtually eliminated is the "seat of the pants," trial and error approach which depends on the subjectivity of opinion and "best guesses."

Total Vehicle Simulation optimizes key ride- and handling-related components (front and rear springs, shock absorbers, stabilizer bars, etc.), to obtain what Ford engineers feel is the right combination of ride quality and handling maneuverability. By analyzing the effects of vertical forces on the driver and passengers over numerous rough road surfaces, the best design for riding comfort is determined. Bronco II's impressive road manners are a result of its computer-born engineering.




Total Vehicle helped create design of the shown here simulated maneuver.

Twin-Traction Beam independent front suspension

Twin-Traction Beam has helped Ford 4x4s over the rough spots for years. It allows the front driving wheels to climb over bumps independently for an improved ride and better off-road control than conventional solid axle with leaf spring designs. The axle shaft U-joints are "hubed for life," and the axle slip yoke is protected with a boot. The adjustable camber can be set for specific vehicle usage.

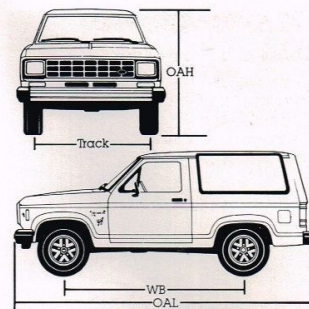
NOTABLE FORD BRONCO II FEATURES

- Both driver and passenger seats recline.
- Three additional storage compartments are standard in XLT rear quarter trim panels. They're just right for those smaller items you'd like to keep out of sight. And one is lockable for added security.
- Standard split fold-down rear bench seat. Fold both seats forward to use the total area for cargo, or fold only one seat forward for cargo and a passenger.
- Optional rear window wiper/defroster.
- Optional flip-up liftgate window offers convenient access for loading and unloading.



BRONCO II DIMENSIONS


	(front/rear)
Leg room	42.4" / 35.2"
Head room	39.5" / 38.5"
Hip room	55.0" / 42.9"
Shoulder room	55.0" / 56.9"
OAL	158.4"
OAW	68.0"
OAH	68.2"
Wheelbase	64.6"
Track	56.9"
Axle clearance	6.5" / 6.9"
Angle of approach	27.5°
Angle of departure	24.8°
Ramp breakover angle	25.1°
Load floor liftover height	27.1"
Liftgate opening height	33.3"
Width (between wheel housings)	41.9"
Cargo length	21" with rear seat up 53.2" with rear seat down
Cargo volume	25.6 cu. ft. with rear seat up 64.7 cu. ft. with rear seat down



BRONCO II TRIM CONTENT

Description	STD Bronco II	Bronco II XLT	BRONCO II XLS
Exterior			
Front and rear bumpers	Bright	Bright	Black
Bumper end caps, front and rear	Black optional	Black	Black
Grille	Black w/bright surround	Bright	Black w/black surround
Wheel trim	Steel with sport wheel covers	Argent styled steel wheels with black hub covers and bright trim rings	Argent styled steel wheels with black hub covers and bright trim rings
Mirrors, black foldaway	STD	STD	STD
Door handles and locks, black	STD	STD	STD
Deep tinted wrapover rear quarter window and liftgate glass	STD	STD	STD
Tinted windshield and side door glass	OPT	STD	OPT
Tinted pivoting front vent windows	OPT	STD	OPT
Rocket panel fudge moldings	NA	NA	STD
Windshield molding, black	STD	STD	STD
Body-side and liftgate accent tape stripe	NA	STD	NA
Three-color XLS tape stripe	NA	NA	STD
Liftgate, wraparound corrosion resistant	STD	STD	STD
Bronco II and XLS emblems	Bright	Bright	Bright
Interior			
Reclining front bucket seats with flip-forward passenger seat feature	STD	STD upgraded over standard	STD
50/50 split fold-down rear seat with carpeted seat backs and seat cushion pull straps	STD	STD upgraded over standard	STD
Knitted vinyl seat trim**	STD	NA	STD
Cloth and vinyl seat trim**	OPT	STD	OPT
Seat belts	Black	Deluxe, color-keyed with tension eliminator	Black
Carpeting, color-keyed, full length	STD	STD	STD
Door trim panels, color-keyed soft vinyl	STD	Full color-keyed cloth with color-keyed molding and bright insert	Full color-keyed cloth with color-keyed molding and bright insert
Map pocket and carpet insert on lower door trim panel, color-keyed	NA	STD	STD
Armrests	Color-keyed	Color-keyed	Color-keyed
Rear quarter trim panels, color-keyed w/ashtays	STD	STD (with 3 storage compartments and padded armrests)	STD
Liftgate trim panel, color-keyed	STD	STD	STD
Headliner, full-length color-keyed cloth	STD	STD	STD
Sun visors, color-keyed vinyl (LH/RH)	STD	STD	STD
Coat hooks, color-keyed (3)	STD	STD	STD
Passenger assist handles, color-keyed (four, one each over front doors and rear passenger seats)	STD	STD	STD
Instrument panel w/color-keyed pad and lower panel	Fewter-tone applique	Woodgrain applique	Fewter-tone applique
Color-keyed instrument panel molding with bright surround	STD	STD	STD
Steering wheel	Deluxe, black	Deluxe, color-keyed	Deluxe, color-keyed
Gauge package (includes ammeter, oil pressure and temperature gauges plus trip odometer)	OPT	OPT	STD
AM radio (may be deleted for credit)	STD	STD	STD
Cigarette lighter	OPT*	STD	OPT*
Locking glove compartment and instrument panel storage bin	STD	STD (color-keyed flocking in storage bin)	STD
Dome light	STD	STD	STD
Courtesy light switch, driver door operated	STD	STD	STD
Courtesy light switch, passenger door operated	OPT*	STD	OPT*
Cargo area light, liftgate operated	OPT*	STD	OPT*
Spare tire cover, color-keyed	STD	STD	STD
Rearview mirror, day/night	STD	STD	STD
Cowl side trim panels and garnish moldings, color-keyed	STD	STD	STD
Scuff plates (liftgate—black doors—bright)	STD	STD	STD
Additional sound insulation	NA	STD	NA

*Included with optional Light Group. **Seat trim available in three color choices: Dark Blue, Canyon Red, and Tan.
+ Included with optional Convenience Group.



FORD BRONCO II OPTIONS

Appearance

- ☐ Chrome grille (std. on XLT/NA on XLS)
- ☐ Tu-Tone paint (see illustration)
- ☐ Sport tape stripe
- ☐ Eddie Bauer Bronco II. See page 8 for description.

Audio Systems

- ☐ AM/FM monaural radio (includes dual speakers)
- ☐ AM/FM stereo radio*
- ☐ (A) AM/FM stereo radio with cassette tape player* (includes four speakers)

Comfort/Convenience

- ☐ Dual or Quad Captain's Chairs. Include power lumbar support and zippered map pocket on seat back.
- ☐ Air conditioning. Tinted glass recommended.
- ☐ Tinted glass (std. on XLT)
- ☐ Convenience Group. Includes interval windshield wipers, visit vanity mirror, cigarette lighter, dual electric horns, and driver's sun visor band.
- ☐ Light Group. Includes glove box, ashtray and cargo area light, passenger door and liftgate courtesy light switches, and "headlights on" warning buzzer.
- ☐ Fingertip speed control
- ☐ Tilt steering wheel

- ☐ Rear window wiper/detector
- ☐ Flip-open liftgate window
- ☐ Flip-up, open-air roof
- ☐ Flip-open removable quarter windows, gray-tinted
- ☐ Flipping front vent windows (std. in XLT)
- ☐ Includes tinted vent and side door glass
- ☐ Privacy* Glass. Includes tinted glass.
- ☐ Floor console. Includes Gauge Package, trash bin, cassette tape tray, coin tray, two cup-depressions, and Electronic Graphic Warning Display Module.
- ☐ Overhead console. Includes digital clock and pivoting map light.
- ☐ (B) Bright, low-mount western swingaway mirrors (not available with XLS)
- ☐ (D) Outside swingaway spare tire carrier. Includes full-size tire that matches road tires, vinyl cover, lock and standard wheel.
- ☐ Hood rack
- ☐ Rear seat delete
- ☐ Carpet delete (includes color keyed mat)

Performance

- ☐ (E) SelectShift automatic transmission
- ☐ 5-speed manual overdrive transmission
- ☐ Automatic locking hubs
- ☐ Engine block heater
- ☐ Super engine cooling
- ☐ HD maintenance-free battery
- ☐ HD air cleaner
- ☐ Gauge Package. Includes ammeter, temperature and oil pressure gauges plus resettable trip odometer.
- ☐ HD shock absorbers front and rear
- ☐ Snow Plow Special Package. Includes HD frame, HD shock absorbers, front and rear, HD front springs with air bags, HD rear springs, HD alternator and auxiliary transmission oil cooler.
- ☐ Trailer Towing Package. Includes super engine cooling, trailer tow wiring harness, HD fan, auxiliary transmission oil cooler when automatic transmission is ordered.
- ☐ Tow hooks (2)
- ☐ "Limited slip" front axle
- ☐ Throttle-Lok axle (rear only)
- ☐ California emissions system
- ☐ High altitude emissions system

Protection

- ☐ Exterior Protection Group. Includes bright front and rear bumpers with black end caps, black front bumper guards, black upper body-side molding with two red accent stripes (NA, with XLS)
- ☐ Transfer case skid plate (included with manual transmission)
- ☐ Front license plate bracket. No cost option for states requiring front plate.

Wheels

- ☐ Cast aluminum wheels (4 with steel spare)
- ☐ White sport styled steel wheels (4 with steel spare)
- ☐ Deluxe wheel trim. Includes agent styled steel wheel with bright trim ring, lug nuts and black hub cover (included with XLT and XLS).

EXTERIOR COLORS

Painted colors are at best only representative of the true paint. Your Ford Dealer can show you actual samples of paint colors and also interior trim materials.

*Take-out glow color



Options Availability

Bronco II options are not confined to these pages but are shown throughout the catalog. Options, whether or not they are identified, are offered at extra cost. Some options are included, required or are not available in combination with other options. Availability of some models and features described here and elsewhere may be subject to a delay. Consult your Ford Dealer.

Also Well Worth Considering . . .

Ford Motor Company's optional Extended Service Plan covers major components on new Ford cars and light trucks for longer than the vehicle's basic warranty. The cost is so moderate for the protection you get that it could pay for itself the first time you need it. Your Ford Dealer will be happy to detail the plan for you. Available on all cars and most light trucks. It is honored by more than 6,300 Ford and Lincoln-Mercury dealers nationwide and in Canada.

Ford Paid Repair Programs after the Warranty Period

Sometimes Ford offers adjustment programs to pay all or part of the cost of certain repairs. These programs are intended to assist owners and are in addition to the warranty or to required recalls. Ask Ford or your dealer about such programs relating to your Ford or Lincoln-Mercury vehicle.

To get copies of any adjustment program for your vehicle or the vehicle of interest to you.

Call Ford toll-free at 1-800-241-3073, Alaska and Hawaii call 1-800-243-3711 and in Georgia call 1-800-282-0959.

Or write Ford at Ford Customer Information System, Post Office Box 95427, Atlanta, Georgia 30347.

We'll need your name and address, year, make, and model vehicle, as well as engine size, and whether you have a manual or automatic transmission.

Technical Service Bulletins

All vehicles need repairs during their lifetime. Sometimes Ford issues Technical Service Bulletins (TSBs) and easy-to-read explanations describing unusual engine or transmission conditions which may lead to costly repairs, the recommended repairs, and new repair procedures. Often a repair now can prevent a more serious repair later. Ask Ford or your dealer for any such TSBs and explanations relating to your Ford or Lincoln-Mercury vehicle.

To get copies of these Technical Service Bulletins and explanations for your vehicle or the vehicle of interest to you.

Call Ford toll-free at 1-800-241-3073, Alaska and Hawaii call 1-800-243-3711 and in Georgia call 1-800-282-0959.

Or write Ford at Ford Customer Information System, Post Office Box 95427, Atlanta, Georgia 30347.

We'll need your name and address, year, make, and model vehicle, as well as engine size, and whether you have a manual or automatic transmission.

whether you have a manual or automatic transmission.

A COMMITMENT TO SAFETY

Trucks built with a concern for safety are designed and engineered by people who are committed to safety. Safety, like quality, begins as an attitude, a way of thinking that's instrumental in the shaping of a vehicle's structure and components from the drawing board to assembly.

Occupant safety

To help protect passengers in the event of an accident, Ford trucks are equipped with numerous safety design features, including those listed under the category "Occupant protection."

Ford commits enormous resources every year to the development and testing of all truck lines and their occupant protection features.

Body structures—front and rear end assemblies, roof and doors—are carefully designed from the start with passenger safety as a primary concern. After they are validated for theoretical soundness, structures are assembled into prototype vehicles and subjected to exhaustive testing in the Crash Barrier Building at Ford's Dearborn, Michigan Proving Ground.

Thorough evaluations of instrument panel and steering column designs, seats, head restraints and seat belts are also involved in all phases of safety testing.

The Crash Barrier Building has highly sophisticated equipment designed to analyze the impact of crash testing on the prototypes, and to measure the effects of the force on mannequins representing the driver and passengers. As many as 300 crash tests involving cars and trucks are conducted annually.

Operating safety

This term applies to a vehicle's ability, with the aid of the driver, to avoid an accident.

Most important to operating safety are the major chassis systems—the front and rear suspensions, steering and brakes. The performance of these systems is vital to accident avoidance should the

Tu-Tone Paint

■ Accent color ■ Body color

■ Accent

Deluxe Tu-Tone. Accent color applied to mid-body side/liftgate below the character and above the rocker area. Includes two-color tape stripe at the Tu-Tone breaks.

Regular Tu-Tone. Accent color applied to mid-body side/liftgate below the character and above the rocker area. Includes two-color tape stripe at the Tu-Tone breaks.

Deluxe Tu-Tone. Accent color applied to mid-body side/liftgate below the character and above the rocker area. Includes two-color tape stripe at the Tu-Tone breaks.

Regular Tu-Tone. Accent color applied to mid-body side/liftgate below the character and above the rocker area. Includes two-color tape stripe at the Tu-Tone breaks.

Deluxe Tu-Tone. Accent color applied to mid-body side/liftgate below the character and above the rocker area. Includes two-color tape stripe at the Tu-Tone breaks.

Regular Tu-Tone. Accent color applied to mid-body side/liftgate below the character and above the rocker area. Includes two-color tape stripe at the Tu-Tone breaks.

Deluxe Tu-Tone. Accent color applied to mid-body side/liftgate below the character and above the rocker area. Includes two-color tape stripe at the Tu-Tone breaks.

Regular Tu-Tone. Accent color applied to mid-body side/liftgate below the character and above the rocker area. Includes two-color tape stripe at the Tu-Tone breaks.

Deluxe Tu-Tone. Accent color applied to mid-body side/liftgate below the character and above the rocker area. Includes two-color tape stripe at the Tu-Tone breaks.

Regular Tu-Tone. Accent color applied to mid-body side/liftgate below the character and above the rocker area. Includes two-color tape stripe at the Tu-Tone breaks.

Deluxe Tu-Tone. Accent color applied to mid-body side/liftgate below the character and above the rocker area. Includes two-color tape stripe at the Tu-Tone breaks.

Regular Tu-Tone. Accent color applied to mid-body side/liftgate below the character and above the rocker area. Includes two-color tape stripe at the Tu-Tone breaks.

Deluxe Tu-Tone. Accent color applied to mid-body side/liftgate below the character and above the rocker area. Includes two-color tape stripe at the Tu-Tone breaks.

Regular Tu-Tone. Accent color applied to mid-body side/liftgate below the character and above the rocker area. Includes two-color tape stripe at the Tu-Tone breaks.

Deluxe Tu-Tone. Accent color applied to mid-body side/liftgate below the character and above the rocker area. Includes two-color tape stripe at the Tu-Tone breaks.

Regular Tu-Tone. Accent color applied to mid-body side/liftgate below the character and above the rocker area. Includes two-color tape stripe at the Tu-Tone breaks.

Deluxe Tu-Tone. Accent color applied to mid-body side/liftgate below the character and above the rocker area. Includes two-color tape stripe at the Tu-Tone breaks.

Regular Tu-Tone. Accent color applied to mid-body side/liftgate below the character and above the rocker area. Includes two-color tape stripe at the Tu-Tone breaks.

Deluxe Tu-Tone. Accent color applied to mid-body side/liftgate below the character and above the rocker area. Includes two-color tape stripe at the Tu-Tone breaks.

Regular Tu-Tone. Accent color applied to mid-body side/liftgate below the character and above the rocker area. Includes two-color tape stripe at the Tu-Tone breaks.

Deluxe Tu-Tone. Accent color applied to mid-body side/liftgate below the character and above the rocker area. Includes two-color tape stripe at the Tu-Tone breaks.

Regular Tu-Tone. Accent color applied to mid-body side/liftgate below the character and above the rocker area. Includes two-color tape stripe at the Tu-Tone breaks.

Deluxe Tu-Tone. Accent color applied to mid-body side/liftgate below the character and above the rocker area. Includes two-color tape stripe at the Tu-Tone breaks.

Regular Tu-Tone. Accent color applied to mid-body side/liftgate below the character and above the rocker area. Includes two-color tape stripe at the Tu-Tone breaks.

Deluxe Tu-Tone. Accent color applied to mid-body side/liftgate below the character and above the rocker area. Includes two-color tape stripe at the Tu-Tone breaks.

Regular Tu-Tone. Accent color applied to mid-body side/liftgate below the character and above the rocker area. Includes two-color tape stripe at the Tu-Tone breaks.

Deluxe Tu-Tone. Accent color applied to mid-body side/liftgate below the character and above the rocker area. Includes two-color tape stripe at the Tu-Tone breaks.

Regular Tu-Tone. Accent color applied to mid-body side/liftgate below the character and above the rocker area. Includes two-color tape stripe at the Tu-Tone breaks.

Deluxe Tu-Tone. Accent color applied to mid-body side/liftgate below the character and above the rocker area. Includes two-color tape stripe at the Tu-Tone breaks.

Regular Tu-Tone. Accent color applied to mid-body side/liftgate below the character and above the rocker area. Includes two-color tape stripe at the Tu-Tone breaks.

Deluxe Tu-Tone. Accent color applied to mid-body side/liftgate below the character and above the rocker area. Includes two-color tape stripe at the Tu-Tone breaks.

Regular Tu-Tone. Accent color applied to mid-body side/liftgate below the character and above the rocker area. Includes two-color tape stripe at the Tu-Tone breaks.

Deluxe Tu-Tone. Accent color applied to mid-body side/liftgate below the character and above the rocker area. Includes two-color tape stripe at the Tu-Tone breaks.

Regular Tu-Tone. Accent color applied to mid-body side/liftgate below the character and above the rocker area. Includes two-color tape stripe at the Tu-Tone breaks.

Deluxe Tu-Tone. Accent color applied to mid-body side/liftgate below the character and above the rocker area. Includes two-color tape stripe at the Tu-Tone breaks.

Regular Tu-Tone. Accent color applied to mid-body side/liftgate below the character and above the rocker area. Includes two-color tape stripe at the Tu-Tone breaks.

Deluxe Tu-Tone. Accent color applied to mid-body side/liftgate below the character and above the rocker area. Includes two-color tape stripe at the Tu-Tone breaks.

Regular Tu-Tone. Accent color applied to mid-body side/liftgate below the character and above the rocker area. Includes two-color tape stripe at the Tu-Tone breaks.

Deluxe Tu-Tone. Accent color applied to mid-body side/liftgate below the character and above the rocker area. Includes two-color tape stripe at the Tu-Tone breaks.

Regular Tu-Tone. Accent color applied to mid-body side/liftgate below the character and above the rocker area. Includes two-color tape stripe at the Tu-Tone breaks.

Deluxe Tu-Tone. Accent color applied to mid-body side/liftgate below the character and above the rocker area. Includes two-color tape stripe at the Tu-Tone breaks.

Regular Tu-Tone. Accent color applied to mid-body side/liftgate below the character and above the rocker area. Includes two-color tape stripe at the Tu-Tone breaks.

Deluxe Tu-Tone. Accent color applied to mid-body side/liftgate below the character and above the rocker area. Includes two-color tape stripe at the Tu-Tone breaks.

Regular Tu-Tone. Accent color applied to mid-body side/liftgate below the character and above the rocker area. Includes two-color tape stripe at the Tu-Tone breaks.

Deluxe Tu-Tone. Accent color applied to mid-body side/liftgate below the character and above the rocker area. Includes two-color tape stripe at the Tu-Tone breaks.

Regular Tu-Tone. Accent color applied to mid-body side/liftgate below the character and above the rocker area. Includes two-color tape stripe at the Tu-Tone breaks.

Deluxe Tu-Tone. Accent color applied to mid-body side/liftgate below the character and above the rocker area. Includes two-color tape stripe at the Tu-Tone breaks.

Regular Tu-Tone. Accent color applied to mid-body side/liftgate below the character and above the rocker area. Includes two-color tape stripe at the Tu-Tone breaks.

Deluxe Tu-Tone. Accent color applied to mid-body side/liftgate below the character and above the rocker area. Includes two-color tape stripe at the Tu-Tone breaks.

Regular Tu-Tone. Accent color applied to mid-body side/liftgate below the character and above the rocker area. Includes two-color tape stripe at the Tu-Tone breaks.

Deluxe Tu-Tone. Accent color applied to mid-body side/liftgate below the character and above the rocker area. Includes two-color tape stripe at the Tu-Tone breaks.

Regular Tu-Tone. Accent color applied to mid-body side/liftgate below the character and above the rocker area. Includes two-color tape stripe at the Tu-Tone breaks.

Deluxe Tu-Tone. Accent color applied to mid-body side/liftgate below the character and above the rocker area. Includes two-color tape stripe at the Tu-Tone breaks.

Regular Tu-Tone. Accent color applied to mid-body side/liftgate below the character and above the rocker area. Includes two-color tape stripe at the Tu-Tone breaks.

Deluxe Tu-Tone. Accent color applied to mid-body side/liftgate below the character and above the rocker area. Includes two-color tape stripe at the Tu-Tone breaks.

Regular Tu-Tone. Accent color applied to mid-body side/liftgate below the character and above the rocker area. Includes two-color tape stripe at the Tu-Tone breaks.

Deluxe Tu-Tone. Accent color applied to mid-body side/liftgate below the character and above the rocker area. Includes two-color tape stripe at the Tu-Tone breaks.

Regular Tu-Tone. Accent color applied to mid-body side/liftgate below the character and above the rocker area. Includes two-color tape stripe at the Tu-Tone breaks.

Deluxe Tu-Tone. Accent color applied to mid-body side/liftgate below the character and above the rocker area. Includes two-color tape stripe at the Tu-Tone breaks.

Regular Tu-Tone. Accent color applied to mid-body side/liftgate below the character and above the rocker area. Includes two-color tape stripe at the Tu-Tone breaks.

Deluxe Tu-Tone. Accent color applied to mid-body side/liftgate below the character and above the rocker area. Includes two-color tape stripe at the Tu-Tone breaks.

Regular Tu-Tone. Accent color applied to mid-body side/liftgate below the character and above the rocker area. Includes two-color tape stripe at the Tu-Tone breaks.

Deluxe Tu-Tone. Accent color applied to mid-body side/liftgate below the character and above the rocker area. Includes two-color tape stripe at the Tu-Tone breaks.

Regular Tu-Tone. Accent color applied to mid-body side/liftgate below the character and above the rocker area. Includes two-color tape stripe at the Tu-Tone breaks.

Deluxe Tu-Tone. Accent color applied to mid-body side/liftgate below the character and above the rocker area. Includes two-color tape stripe at the Tu-Tone breaks.

Regular Tu-Tone. Accent color applied to mid-body side/liftgate below the character and above the rocker area. Includes two-color tape stripe at the Tu-Tone breaks.

Deluxe Tu-Tone. Accent color applied to mid-body side/liftgate below the character and above the rocker area. Includes two-color tape stripe at the Tu-Tone breaks.

Regular Tu-Tone. Accent color applied to mid-body side/liftgate below the character and above the rocker area. Includes two-color tape stripe at the Tu-Tone breaks.

Deluxe Tu-Tone. Accent color applied to mid-body side/liftgate below the character and above the rocker area. Includes two-color tape stripe at the Tu-Tone breaks.

Regular Tu-Tone. Accent color applied to mid-body side/liftgate below the character and above the rocker area. Includes two-color tape stripe at the Tu-Tone breaks.

Deluxe Tu-Tone. Accent color applied to mid-body side/liftgate below the character and above the rocker area. Includes two-color tape stripe at the Tu-Tone breaks.

Regular Tu-Tone. Accent color applied to mid-body side/liftgate below the character and above the rocker area. Includes two-color tape stripe at the Tu-Tone breaks.

Deluxe Tu-Tone. Accent color applied to mid-body side/liftgate below the character and above the rocker area. Includes two-color tape stripe at the Tu-Tone breaks.

Regular Tu-Tone. Accent color applied to mid-body side/liftgate below the character and above the rocker area. Includes two-color tape stripe at the Tu-Tone breaks.

Deluxe Tu-Tone. Accent color applied to mid-body side/liftgate below the character and above the rocker area. Includes two-color tape stripe at the Tu-Tone breaks.

Regular Tu-Tone. Accent color applied to mid-body side/liftgate below the character and above the rocker area. Includes two-color tape stripe at the Tu-Tone breaks.

Deluxe Tu-Tone. Accent color applied to mid-body side/liftgate below the character and above the rocker area. Includes two-color tape stripe at the Tu-Tone breaks.

Regular Tu-Tone. Accent color applied to mid-body side/liftgate below the character and above the rocker area. Includes two-color tape stripe at the Tu-Tone breaks.

Deluxe Tu-Tone. Accent color applied to mid-body side/liftgate below the character and above the rocker area. Includes two-color tape stripe at the Tu-Tone breaks.

Regular Tu-Tone. Accent color applied to mid-body side/liftgate below the character and above the rocker area. Includes two-color tape stripe at the Tu-Tone breaks.

Deluxe Tu-Tone. Accent color applied to mid-body side/liftgate below the character and above the rocker area. Includes two-color tape stripe at the Tu-Tone breaks.

Regular Tu-Tone. Accent color applied to mid-body side/liftgate below the character and above the rocker area. Includes two-color tape stripe at the Tu-Tone breaks.

Deluxe Tu-Tone. Accent color applied to mid-body side/liftgate below the character and above the rocker area. Includes two-color tape stripe at the Tu-Tone breaks.

Regular Tu-Tone. Accent color applied to mid-body side/liftgate below the character and above the rocker area. Includes two-color tape stripe at the Tu-Tone breaks.

Deluxe Tu-Tone. Accent color applied to mid-body side/liftgate below the character and above the rocker area. Includes two-color tape stripe at the Tu-Tone breaks.

Regular Tu-Tone. Accent color applied to mid-body side/liftgate below the character and above the rocker area. Includes two-color tape stripe at the Tu-Tone breaks.

Deluxe Tu-Tone. Accent color applied to mid-body side/liftgate below the character and above the rocker area. Includes two-color tape stripe at the Tu-Tone breaks.

Regular Tu-Tone. Accent color applied to mid-body side/liftgate below the character and above the rocker area. Includes two-color tape stripe at the Tu-Tone breaks.

Deluxe Tu-Tone. Accent color applied to mid-body side/liftgate below the character and above the rocker area. Includes two-color tape stripe at the Tu-Tone breaks.

Regular Tu-Tone. Accent color applied to mid-body side/liftgate below the character and above the rocker area. Includes two-color tape stripe at the Tu-Tone breaks.

Deluxe Tu-Tone. Accent color applied to mid-body side/liftgate below the character and above the rocker area. Includes two-color tape stripe at the Tu-Tone breaks.

Regular Tu-Tone. Accent color applied to mid-body side/liftgate below the character and above the rocker area. Includes two-color tape stripe at the Tu-Tone breaks.

Deluxe Tu-Tone. Accent color applied to mid-body side/liftgate below the character and above the rocker area. Includes two-color tape stripe at the Tu-Tone breaks.

Regular Tu-Tone. Accent color applied to mid-body side/liftgate below the character and above the rocker area. Includes two-color tape stripe at the Tu-Tone breaks.

Deluxe Tu-Tone. Accent color applied to mid-body side/liftgate below the character and above the rocker area. Includes two-color tape stripe at the Tu-Tone breaks.

Regular Tu-Tone. Accent color applied to mid-body side/liftgate below the character and above the rocker area. Includes two-color tape stripe at the Tu-Tone breaks.

Deluxe Tu-Tone. Accent color applied to mid-body side/liftgate below the character and above the rocker area. Includes two-color tape stripe at the Tu-Tone breaks.

Regular Tu-Tone. Accent color applied to mid-body side/liftgate below the character and above the rocker area. Includes two-color tape stripe at the Tu-Tone breaks.

Deluxe Tu-Tone. Accent color applied to mid-body side/liftgate below the character and above the rocker area. Includes two-color tape stripe at the Tu-Tone breaks.

Regular Tu-Tone. Accent color applied to mid-body side/liftgate below the character and above the rocker area. Includes two-color tape stripe at the Tu-Tone breaks.

Deluxe Tu-Tone. Accent color applied to mid-body side/liftgate below the character and above the rocker area. Includes two-color tape stripe at the Tu-Tone breaks.

Regular Tu-Tone. Accent color applied to mid-body side/liftgate below the character and above the rocker area. Includes two-color tape stripe at the Tu-Tone breaks.

Deluxe Tu-Tone. Accent color applied to mid-body side/liftgate below the character and above the rocker area. Includes two-color tape stripe at the Tu-Tone breaks.

Regular Tu-Tone. Accent color applied to mid-body side/liftgate below the character and above the rocker area. Includes two-color tape stripe at the Tu-Tone breaks.

Deluxe Tu-Tone. Accent color applied to mid-body side/liftgate below the character and above the rocker area. Includes two-color tape stripe at the Tu-Tone breaks.

Regular Tu-Tone. Accent color applied to mid-body side/liftgate below the character and above the rocker area. Includes two-color tape stripe at the Tu-Tone breaks.

Deluxe Tu-Tone. Accent color applied to mid-body side/liftgate below the character and above the rocker area. Includes two-color tape stripe at the Tu-Tone breaks.